



POLICE
SCOTLAND
POILEAS ALBA

Inverclyde Performance Summary Report

Reporting Period: 01/04/2024 - 31/12/2024

Unless otherwise stated, all data provided is for the period 1 April - 31 December 2024, and all comparisons are made with the same period in 2023/24. All statistics are provisional and should be treated as management information. All data have been extracted from Police Scotland internal systems and are correct as of 11 February 2025.

Incidents Recorded	Common Assault	Overall Dishonesty	Domestic Abuse Incidents
<p>-8.6%</p> <p>13,871</p>	<p>+8.2%</p> <p>540</p>	<p>-9.4%</p> <p>1,057</p>	<p>+19.2%</p> <p>614</p>
<p>Overall Violent Crime</p> <p>+7.8%</p> <p>620</p>	<p>Sexual Crime</p> <p>-31.1%</p> <p>71</p>	<p>Road Traffic Casualties</p> <p>+2.4%</p> <p>42</p>	<p>Disorder Complaints</p> <p>-11%</p> <p>1,582</p>
<p>Missing People</p> <p>+43.3%</p> <p>215</p>	<p>Total Crime</p> <p>-5.7%</p> <p>4,419 Crimes</p>		<p>Housebreaking</p> <p>-22.5%</p> <p>86</p>



Inverclyde Performance Summary Report Reporting Period: 1 April 2024 to 31 December 2024

SECTION	PAGE NUMBER
Introduction	2
Executive Summary	3
Demand Analysis	4
Antisocial Behaviour, Violence & Disorder	5
Protecting Vulnerable People	6
Acquisitive Crime	7
Cyber and Digital Crime	7
Road Safety and Road Crime	8
Public Confidence - Complaints & Allegations	9
Local Priority Policing Outcomes - Case Studies	10
Forthcoming Initiatives	10

Introduction

I am pleased to present this report to the Police Fire and Rescue Committee for its information and consideration. Please note that all data included in this report are management information and not official statistics. All data are sourced from Police Scotland internal systems and are correct as of date of publication. Unless stated otherwise, numerical comparisons are against the comparable period in the preceding reporting year.

Chief Superintendent Rhona Fraser
Local Policing Commander
Renfrewshire and Inverclyde Division

INVERCLYDE POLICING PRIORITIES 2023 - 2026

EXECUTIVE SUMMARY

Violence, Disorder and Antisocial Behaviour

Violent crime in Inverclyde has risen by 7.8% (620 crimes). Serious violence increased by 5.3% (80 crimes), and common assaults rose by 8.2% (540). The detection rate improved to 69.3%, exceeding the previous year and national average. Violence remains concentrated in deprived areas. Weapons offences fell by 10.9% (131 crimes), with an 86.3% detection rate. Antisocial behaviour complaints dropped by 11%, while vandalism and fireraising fell significantly.

Protecting People at Risk of Harm

Sexual crimes in Inverclyde fell by 31.1% (71 crimes). Contact offences dropped 51.7%, while non-contact crimes declined 4.4%. The detection rate rose to 76.1% (from 65%). Missing person reports increased by 43.3% (215 reports, 106 individuals), largely due to new national recording rules. A third involved care-experienced young people. Domestic abuse incidents rose by 19.2% (614 cases), with multi-agency frameworks supporting victims. Inverclyde recorded six confirmed and seven suspected drug-related deaths, with cocaine and bromazolam commonly involved.

Acquisitive and Cyber/Digital Crime

Recorded crimes of dishonesty in Inverclyde fell by 9.4% (1,057 crimes), contrasting a 1.3% national rise. The detection rate improved to 51.1% (from 43.3%). Housebreaking crimes decreased by 22.5% (86 crimes), with detection rising to 20.9%. Fraud remains a key threat but fell by nearly 30% (109 crimes), with banking, retail, and bogus tradesperson scams prevalent. Shoplifting rose by 12.5% (551 crimes), making up over half of dishonesty crimes, with repeat offending a major factor. Cyber-enabled crime remains a significant concern in Inverclyde, with online fraud continuing to feature as the most common issue.

Road Safety and Road Crime

Inverclyde recorded 42 road casualties, one more than last year, including one fatal collision. Police Scotland remains committed to road safety through enforcement and education, supported by the Road Policing Unit and Safety Camera Unit. Road traffic offences fell by 1.5% (728 offences), contrasting a 3.3% national rise. Proactive enforcement led to an 81% rise in detected speeding offences, a 27% increase in dangerous driving, and a 15% rise in mobile phone offences. The detection rate improved to 85%.

POLICE SCOTLAND'S POLICING PRIORITIES 2023 - 2026

Protecting vulnerable people

Renfrewshire and Inverclyde Division continues to support a multi-agency approach to reduce drug deaths, to engage with Scottish Government and stakeholders to influence approaches to supporting individuals with complex mental health needs, and to work in partnership to develop local effective and efficient pathways to support vulnerable people.

Tackling crime in the digital age

Police in Inverclyde continue to benefit from the support of specialised Police Scotland units such as the Cybercrime Unit and the Economic Crime and Financial Investigation Unit, amongst others. There are continued efforts to ensure our Officers have the training, resources and equipment needed to tackle the threat arising from cyber related criminality and technological advancement.

Working with communities

The Division continues to support this Police Scotland priority and to develop strategic partnerships to find synergy in policy making and shared resources. Police in Inverclyde recognise the importance of engaging with communities to understand their needs, and strive to support innovation in local partnership settings.

Support for operational policing

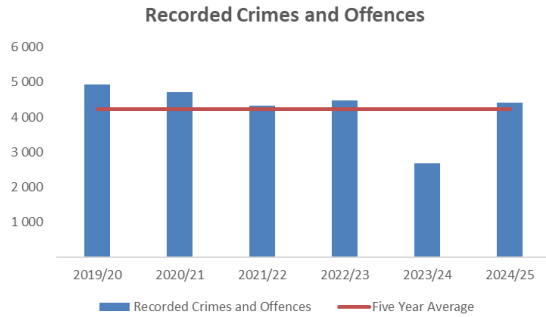
Inverclyde Police continue to link in closely with Police Scotland's Corporate Services who enable and support operational resources to deliver against the strategic priorities and their outcomes. As part of the Digitally-Enabled Policing Programme, migration to new national Core Operational Systems has led to increased efficiency and deployability of local Police Officers, allowing them to more effectively serve Inverclyde's communities.

DEMAND ANALYSIS

PYTD - PREVIOUS YEAR TO DATE

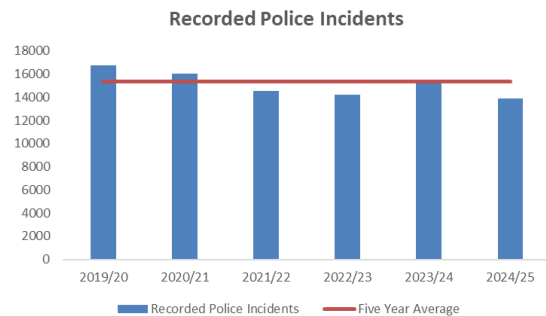
CYTD - CURRENT YEAR TO DATE

CRIME	PYTD	CYTD	INCIDENTS	PYTD	CYTD
Total Crimes & Offences	4,687	4,419	Total number of incidents	15,178	13,871



Crime and Offences

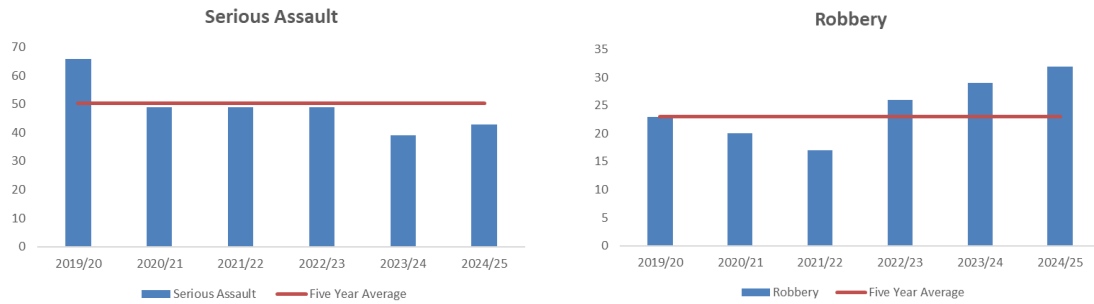
Year on year, crimes and offences in Inverclyde have fallen by 5.7%, to a total of 4,419. Conversely, recorded crimes and offences have increased by 1.3% at a national level. In Inverclyde, the overall decrease in recorded crime has arisen from a drop across several crime categories, namely Group 2 sexual crimes (e.g. sexual assault and indecent communications offences), Group 3 crimes of dishonesty (e.g. housebreaking, fraud and theft of motor vehicle), Group 4 crimes of damage and reckless behaviour (e.g. wilful fireraising and vandalism), Group 5 crimes against society (e.g. drugs and weapon offences), and Group 8 road traffic offences (e.g. seatbelt offences and driving dangerously). Meanwhile, recorded Group 1 non-sexual crimes of violence (e.g. serious assault and robbery) and Group 7 miscellaneous offences (e.g. licensing offences and general telecommunications offences) rose on last year's figures. The overall detection rate for crimes and offences in Inverclyde is 72.7%, an increase on the previous year's position of 64.6%; the detection rate also remains above the current national position of 66.1%.



Police Incidents

Police incidents recorded this year have dropped by 8.6%, totalling 13,871. One contributory factor in this decrease is a reduction of over 35% in silent or abandoned 999 calls, suggesting that technical solutions addressing accidental emergency dials from certain smartphones are working. Despite the decrease in the total number of incidents, there are indications of growing demand in relation to certain issues, including a rise in missing person/absconder incidents, domestic incidents, assist member of the public incidents, and drugs/substance misuse incidents. We continue to work closely with partner agencies to ensure the implementation of the most appropriate and proportionate Police response to identified issues.

VIOLENCE, ANTISOCIAL BEHAVIOUR AND DISORDER



Violence

Overall violent crime has risen by 7.8% compared to the same period in 2023/24, totalling 620 recorded crimes. 80 crimes of serious violence have been recorded - an increase of 5.3% on the previous year; while common assaults have increased by 8.2% to a total of 540.

The detection rate for violent crimes in Inverclyde in the reporting period was 69.3%, remaining above the previous year's rate of 65.6% and the national rate of 68.7%.

Inverclyde's most vulnerable communities continue to experience a disproportionate rate of violence, with nearly two-thirds of recorded violent crimes taking place in the top 10% most socioeconomically deprived neighbourhoods. In the case of crimes of serious violence, this proportion increased to three-quarters - underscoring the well-established link between violence and factors such as financial stress, social instability and limited access to support services.

Weapons Offences

131 offensive/bladed weapons offences were recorded in the current reporting period, a decrease of 10.9% on the previous year. Continued proactive focus on the issue contributed to the detection rate for weapons offences rising to 86.3% (from 81.6% in the previous year). Community Policing Officers and the Partnerships and Preventions Team have also worked across Inverclyde schools to deliver programs like "No Knives, Better Lives" and have also engaged with local community groups to address specific antisocial behaviour concerns.

Disorder and Antisocial Behaviour

Complaints regarding disorder in Inverclyde decreased by 11%, with a total of 1,582 incidents reported. Tackling disorder and antisocial behaviour remains a key focus of the Inverclyde Partnership Hub, a police-led multi-agency initiative that collaborates with statutory and third-sector organisations. Crimes involving damage and reckless behaviour also fell by 23.8% compared to the previous year, totalling 359 crimes. Wilful fireraising crimes dropped to their lowest point in several years, with 27 (-55% on 2023/24 figures), while reports of vandalism fell by 22%.

Hate Crime

During the reporting period, 114 hate crimes were recorded in Inverclyde, with a detection rate of 67.5% for these crimes. In addition to the impact of new legislation, changes in methodology and counting rules arising from the introduction of new recording systems make comparisons with previous years challenging. Race was the most commonly targeted protected characteristic, featuring in nearly 40% of hate crimes recorded in Inverclyde.

PROTECTING VULNERABLE PEOPLE

Sexual Crime

A total of 71 sexual crimes were recorded in Inverclyde during the reporting period, a decrease of 31.1% on the same period in 2023/24. Contact offences (such as rape, attempted rape and sexual assault) have fallen by an even greater margin (-51.7%), while non-contact crimes (including cyber-enabled offences such as indecent communications and possession of indecent images of children) fell by 4.4%. The detection rate for sexual crimes was 76.1%, compared to 65% in the previous year and the national rate of 58.1%.

Missing People

Inverclyde Police take all missing person reports seriously, using a rigorous threat assessment to determine potential risks to the individual or others. During the reporting period, 106 individuals collectively featured in a total of 215 missing person reports. Compared to the same period in 2023, total missing person reports increased by 43.3%. A significant contributory factor for this increase is the National Missing Persons Unit's implementation of national business rules relating to how these incidents are recorded and when forms must be raised, which have helped establish an accurate reflection of the number of missing people and the resulting demand of these incidents on frontline officers. All individuals were traced, with the average missing period lasting just over 14 hours. Around a third of all missing people in the reporting period were care-experienced young people.

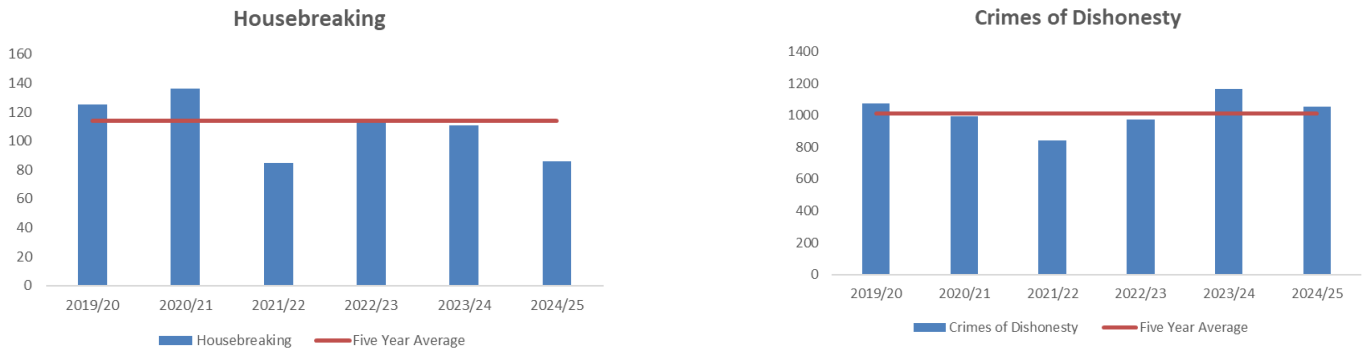
Domestic Abuse

Tackling domestic abuse remains a top priority for Renfrewshire and Inverclyde Division. While domestic abuse is widely recognised as under-reported, police remain committed to providing a professional, sensitive, and consistent response to victims. Caution should be exercised when comparing the number of domestic abuse incidents involving recorded crimes and the detection rate, as changes in methodology and counting rules, introduced with a new recording system this year, affect direct comparisons with previous periods. Despite these caveats, Inverclyde recorded a 19.2% increase in domestic abuse incidents over the past year, reaching 614 cases, with 297 of these (48.4%) resulting in a crime being recorded. Multi-agency collaboration remains critical in safeguarding victims and holding offenders accountable, with the Multi-Agency Tasking and Coordination (MATAC) and Multi-Agency Risk Assessment Conferences (MARAC) frameworks continuing to provide essential support and ensuring effective partnership working. During the reporting period, Inverclyde recorded 110 MARAC referrals, while 14 MATAC referrals were made across Renfrewshire and Inverclyde. The Disclosure Scheme for Domestic Abuse Scotland (DSDAS), which allows individuals to request information about a partner's history, remains a key tool in prevention, with 279 applications submitted and 190 disclosures made across the Division in the past year. Police in Inverclyde continue to engage in national and local initiatives to prevent domestic abuse, including participation in the 16 Days of Activism Against Gender-Based Violence, a campaign calling for an end to violence against women and girls. Additionally, the Domestic Abuse Investigation Unit and Divisional Rape Investigation Unit continue to deliver continuous professional development (CPD) events for CID and uniformed officers, focusing on the role of specialist units and best practices in investigating domestic abuse and sexual crime.

Drug-Related Deaths

Six confirmed and seven suspected drug-related deaths occurred in Inverclyde during the reporting period, with toxicology results still awaited in relation to the latter. A range of substances are suspected of having contributed to these deaths, with cocaine and bromazolam commonly featuring. We continue to collaborate with various partners to combat drug-related harm, including delivering educational programs in schools and taking proactive measures to address drug supply and distribution within the community.

ACQUISITIVE CRIME



Converse to a rise of 1.3% at a national level, recorded crimes of dishonesty in Inverclyde decreased by 9.4% on the previous year, with a total of 1,057 recorded crimes. The current detection rate for acquisitive crimes in Inverclyde is 51.1%, considerably above the previous year’s rate (43.3%) as well as the current national rate (34.9%).

A total of 86 housebreaking crimes (including attempts) were recorded, a decrease of 22.5% on the previous year. Housebreaking crimes of all types have fallen on the previous year’s figures, with fewer crimes to dwelling houses, sheds/outbuildings and also commercial/public buildings. The detection rate also increased from the previous year’s position of 18.9%, to 20.9% in the current reporting year.

Although fraud continues to be identified as a key threat in Inverclyde due to ever-evolving methods used by fraudsters, recorded crimes have fallen by nearly 30% on last year’s figures, with a total of 109 crimes reported. Common fraud categories targeting victims in Inverclyde include banking and credit industry frauds, consumer and retail frauds, advance fee payment frauds and bogus tradesperson frauds.


Theft by shoplifting crimes constituted more than half of the overall total number of crimes of dishonesty. Recorded shoplifting crimes increased by 12.5% on the previous year, totalling 551 crimes. Repeat offending is a significant issue in crimes of theft by shoplifting, with 84 individuals being charged with two or more crimes in Inverclyde in the current reporting year.

CYBER & DIGITAL CRIME

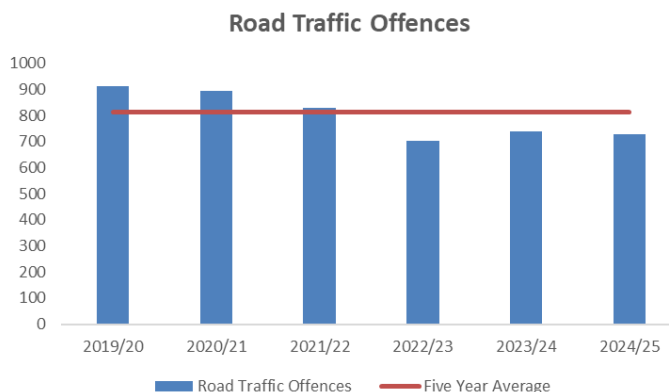
Cyber-enabled crime remains a significant concern for communities in Inverclyde. Fraud continues to be the most commonly recorded cyber-enabled in Renfrewshire, with nearly 43% of all recorded frauds being perpetrated online. We continue to address this issue through local partnerships and national collaboration with the Cyber Scotland Partnership and the financial sector to raise awareness of online fraud.

Over three-quarters of recorded crimes of threats and extortion in Inverclyde were cyber-enabled, with sexual extortion continuing to be identified as a key threat. ‘Sextortion’ is a form of online blackmail where offenders manipulate victims into sharing intimate images or videos and then threaten to expose them unless further images, videos, or money are provided. Offenders often build trust through social media or messaging platforms before making demands. This crime can have serious emotional and financial consequences for victims.

ROAD SAFETY AND ROAD CRIME

Road Traffic Casualties		2023/24	2024/25
	Number of persons killed on our roads	0	1
	Number of persons seriously injured	13	20
	Number of persons slightly injured	28	21
	Number of children seriously injured	0	1

Road Traffic Data from 01/04/2024 to 31/12/2024



Road Casualties

During the reporting period, Inverclyde recorded 42 road traffic casualties - an increase of one on the same period in 2023/24, with one fatal road collision recorded in the current year. Police Scotland remains committed to reducing road casualties through ongoing enforcement and education efforts. The dedicated Road Policing Unit (RPU) from Police Scotland's Operational Support Division continues to support local policing through a range of road safety and crime prevention campaigns. Recent initiatives have included Operation Drive Insured, Brake Safety Road Week, the National Taxi Education & Enforcement Campaign, and the Festive Drink Drug Drive Campaign.

The West Safety Camera Unit (SCU) of Safety Cameras Scotland continues to assist Inverclyde Police across the local authority area. Camera deployment is guided by a detailed assessment of collision volume, severity, and causation. Officers will maintain close coordination with the RPU, partners, and the community to enhance road safety efforts.

Road Traffic Offences

A total of 728 road traffic offences were recorded in Inverclyde during the period, reflecting a 1.5% decrease on the previous reporting year. This contrasts with a national increase of 3.3% in road traffic offences. However, a proactive focus on key issues has resulted in an increase of nearly 81% in detected speeding offences, a 27% increase in dangerous driving offences, and 15% rise in mobile phone offences. Overall, the detection rate for road traffic offences in Inverclyde rose from last year's position of 81.6%, to 85% in the current reporting year.

PUBLIC CONFIDENCE: COMPLAINTS & USER SATISFACTION

COMPLAINTS ABOUT THE POLICE

TOTAL COMPLAINT CASES RECEIVED			TOTAL NUMBER OF ALLEGATIONS RECEIVED		
YTD	LYTD	% Change	YTD	LYTD	% Change
66	79	-16.5%	123	132	-6.8%

In the reporting period April to December 2024, a total of 66 complaint cases and 123 allegations were received in Inverclyde. 98 related to 'on duty' allegations, with over half of on duty allegations pertaining to irregularity in procedure. A further 25 allegations were received relating to quality of service, with a large proportion of these relating to policy or procedure.

Allegation Category and Type	YTD	PYTD	% change from PYTD
On Duty - TOTAL	98	96	2.1%
Assault	9	7	28.6%
Corrupt Practice	1	0	x
Discriminatory Behaviour	1	2	-50.0%
Excessive Force	14	6	133.3%
Incivility	17	18	-5.6%
Irregularity in Procedure	49	53	-7.5%
Neglect of Duty	0	2	-100.0%
Oppressive Conduct/Harassment	2	2	0.0%
Other - Criminal	0	2	-100.0%
Other - <u>Non Criminal</u>	1	2	-50.0%
Traffic Irregularity/Offence	1	2	-50.0%
Unlawful/Unnecessary Arrest or Detention	3	0	x
Quality Of Service - TOTAL	25	36	-30.6%
Policy/Procedure	12	6	100.0%
Service Delivery	6	8	-25.0%
Service Outcome	7	22	-68.2%
Grand Total	123	132	-6.8%

PUBLIC CONFIDENCE

83.3% of respondents to the 'Your Police' survey reported that they felt safe in their local area, compared to the national figure of 85.3%. 44.1% of respondents reported that their concern about crime had increased in the last 12 months, lower than the national proportion of 48.4%.

43.9% agreed, or strongly agreed that they had confidence in the Police in their local area, with 41.3% of respondents giving this response at the national level. 28.5% of Inverclyde respondents expressed the opinion that the police were doing a good job in the local area (nationally, 33.8% of respondents responded this way).

Key concerns raised by the community include road safety, with concerns relating to a wide range of related issues including speeding, the use of illegal vehicles on Inverclyde's roads and dangerous / careless use of roads in the vicinity of schools and other vulnerable locations. Drug supply and drug abuse also continue to feature as a common issue which causes concern to Inverclyde's residents. Analysis also identifies the theme of a continued, strong desire for greater visible policing in communities, highlighting the value placed on local officers and their presence in keeping people safe.

LOCAL POLICING PRIORITY OUTCOMES – CASE STUDIES

Sextortion Inputs

The Preventions Team is wrapping up a series of awareness sessions on sexual extortion, targeting S5 and S6 high school students in Inverclyde. This proactive approach aims to equip young people with the knowledge and resilience to protect themselves from online exploitation.

Multi-Agency Partnership Training - Missing Persons

The Missing Person Coordinator for Renfrewshire and Inverclyde Division co-delivered missing persons training at the Inverclyde Royal Hospital, strengthening collaboration between partners and enhancing frontline responses to this key community issue.

Drug Harm Prevention – DSM Foundation Training

Officers in Inverclyde received refresher training from The Daniel Spargo-Mabbs (DSM) Foundation, a drug and alcohol education charity dedicated to reducing harm among young people. This training provided officers with updated knowledge on the risks and effects of substance use, equipping them with better tools to engage with vulnerable individuals and prevent drug-related harm. Recognising the wider benefits, the training was also extended to partner agencies, ensuring a joined-up approach to tackling substance misuse in Inverclyde's communities.

Strengthening Victim Support Services

A targeted push to promote victim support services in Inverclyde has been undertaken, ensuring greater awareness and accessibility of assistance for those affected by crime.

After Dark Campaign

This well-received campaign focused on personal safety and crime prevention as daylight hours shortened, encouraging Inverclyde's residents to take proactive steps to protect themselves and their property.

FORTHCOMING INITIATIVES

Preventions Educational Initiatives

To continue to build knowledge of essential local and national resources for mental health, suicide prevention, and substance abuse, the Preventions Team will be briefing frontline officers in Inverclyde on available local partnership supports, with partner agencies also attending to enhance collaboration. Officers will be equipped with the 'This Is For You' (TIFY) crisis card and other support materials, as well as a digital version for PDAs, enabling quick connections to the right support for vulnerable individuals.

Road Safety Campaigns

In the upcoming period, Inverclyde Police - supported by the Road Policing Unit - will launch key road safety initiatives, including the Pedestrians and Older Drivers Campaign and the National Speeding Campaign. These campaigns aim to improve road safety through a combination of education, high-visibility patrols, and targeted enforcement.